

Bu formu eksiksiz doldurunuz ve [teklif@isotec.com.tr](mailto:teklif@isotec.com.tr) adresine E-Mail olarak iletiniz

ISOTRAP MINI  ISOTRAP S  ISOTRAP XL  ISOBEAM  ISOSIDE

## Proje Bilgileri

Proje İsmi

İl - İlçe

## Lokasyon yükleri

Rakım

m

Kar Yüğü

kN/m<sup>2</sup>

Rüzgar Yüğü

m/s,

kN/m<sup>2</sup>

Deprem Yüğü

kN/m<sup>2</sup>

## Bölge Kategorisi

**Kategori 0**

Göl kenarı veya kıyı bölgesi



**Kategori 3**

Kentsel sanayi bölgesi



**Kategori 1**

Az engelli veya engelsiz düz alan



**Kategori 4**

Kentsel alan

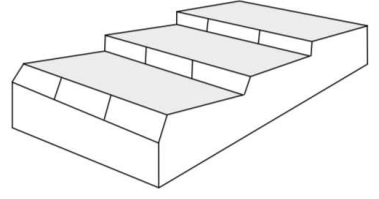
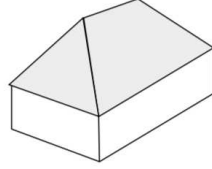
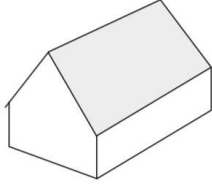
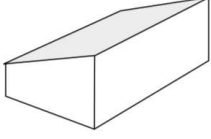
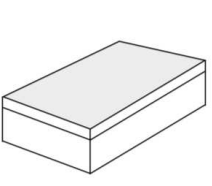


**Kategori 2**

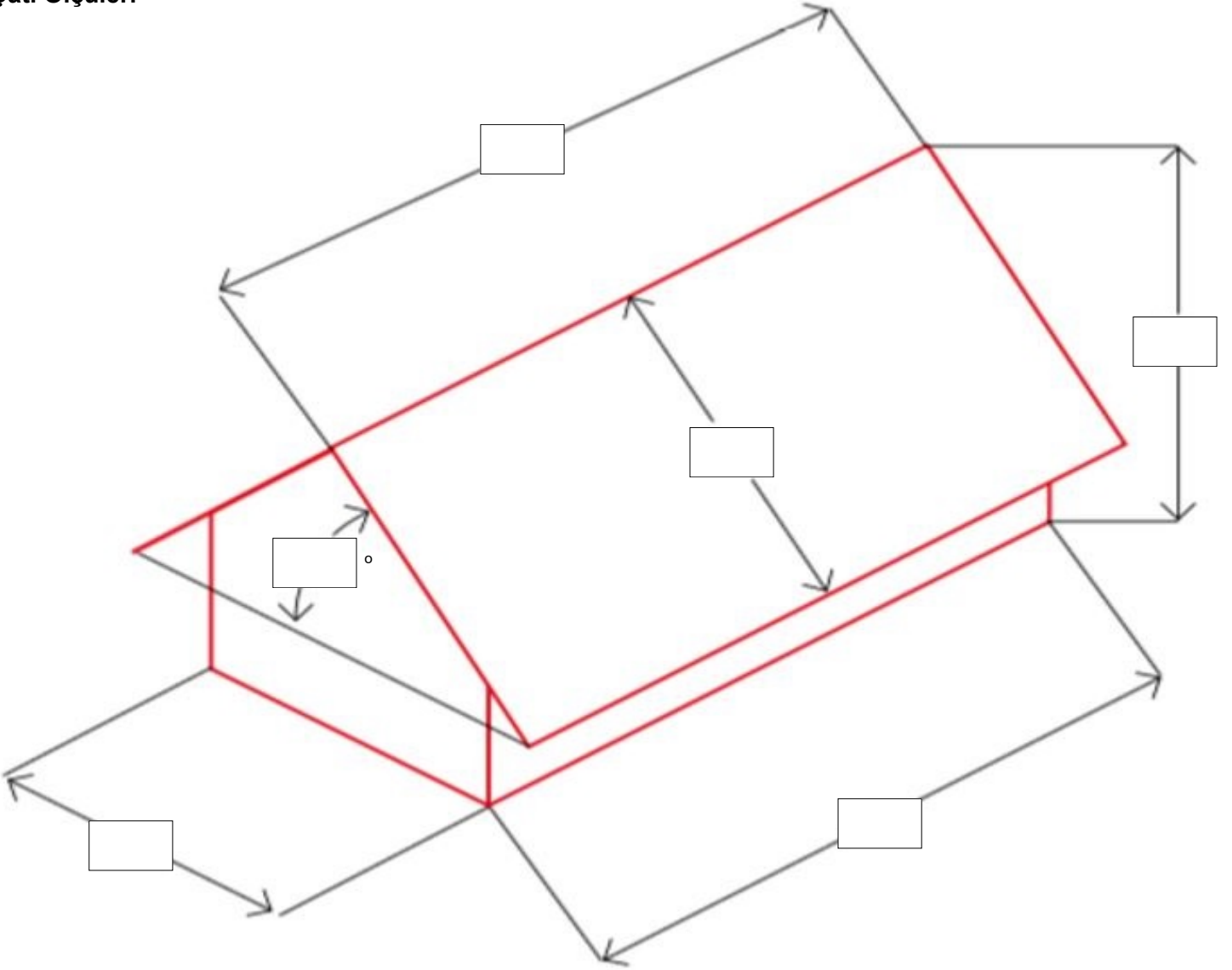
Engel bulunan alan



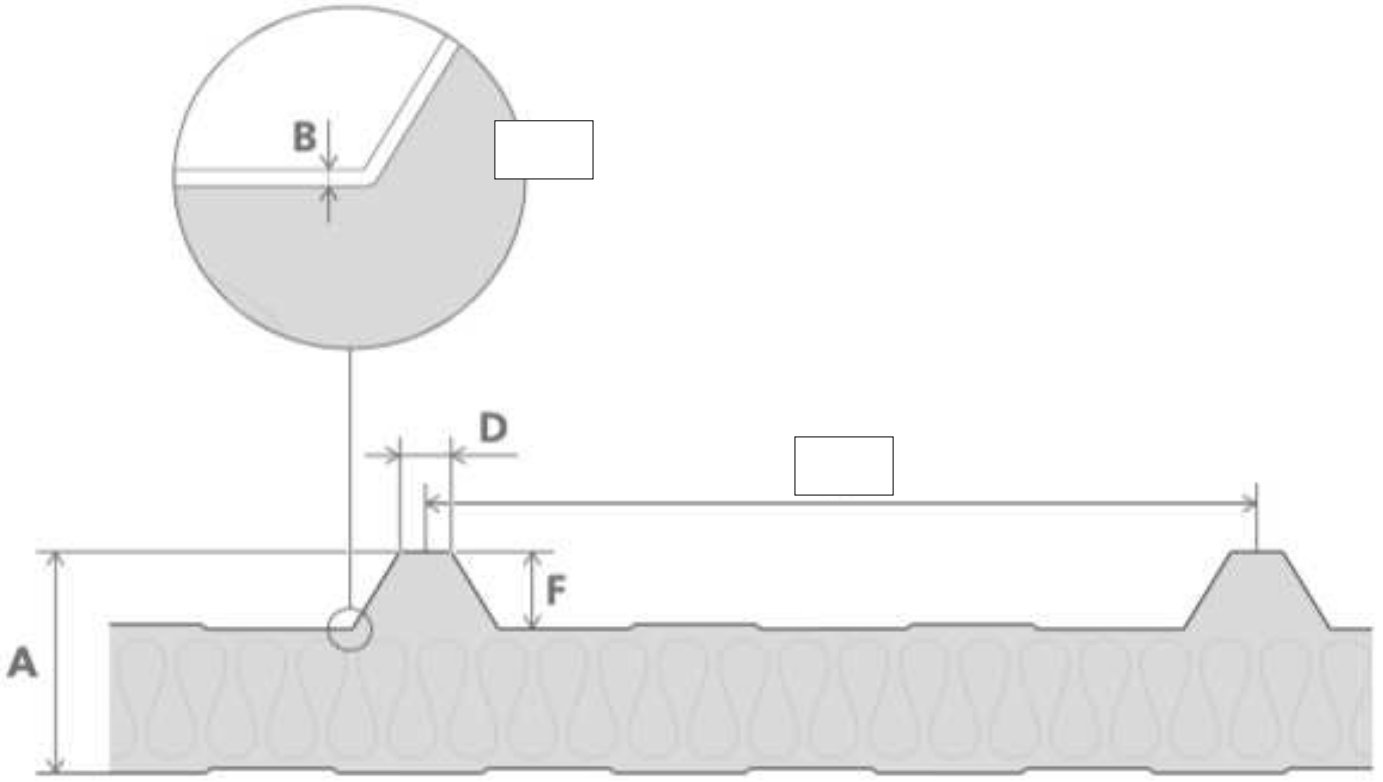
## Çatı Tipi



## Çatı Ölçüleri



## Çatı Kaplama Bilgileri



## Kaplamanın Altındaki Aşık Bilgileri

Aşık

Beton

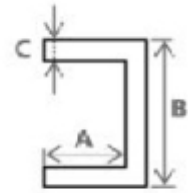
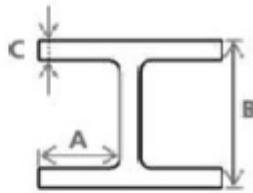

Çelik

Ahşap

A) Mesafe  mm.

B) Yükseklik  mm.

C) Kalınlık  mm.



## Çizim / Not

